

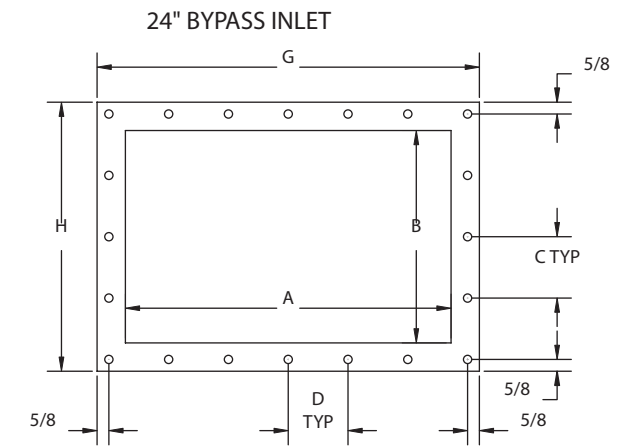
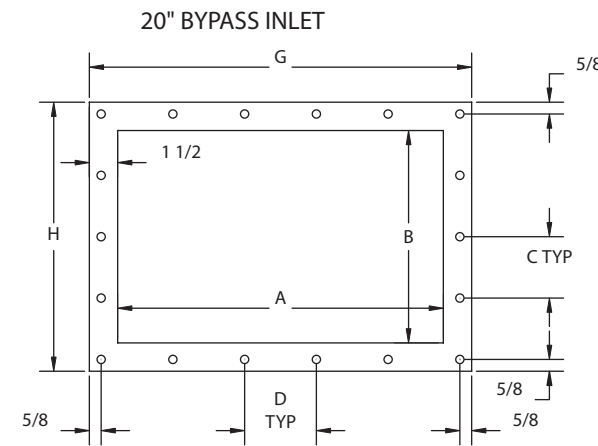
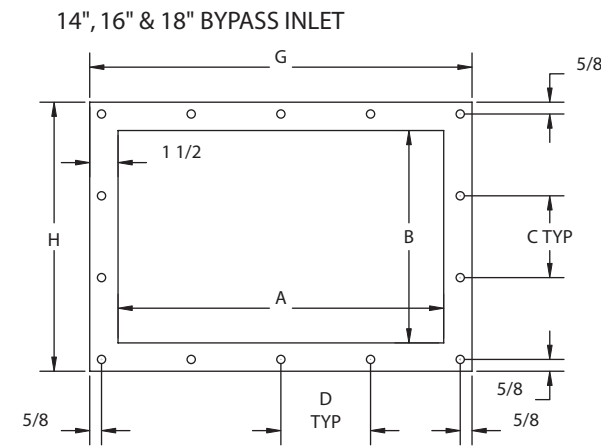
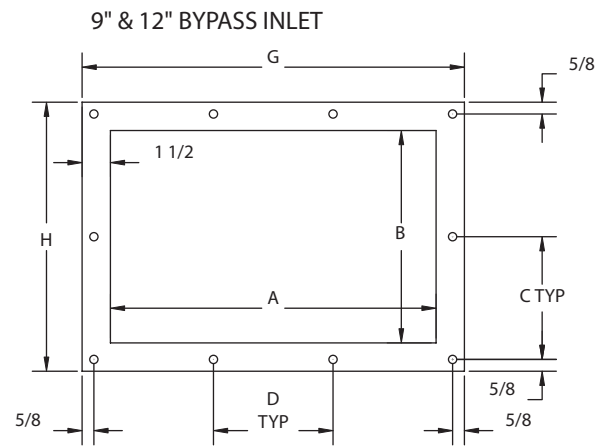
**Sidney Manufacturing Company**

P.O. Box 380  
405 North Main Street  
Sidney, Ohio 45365-0380

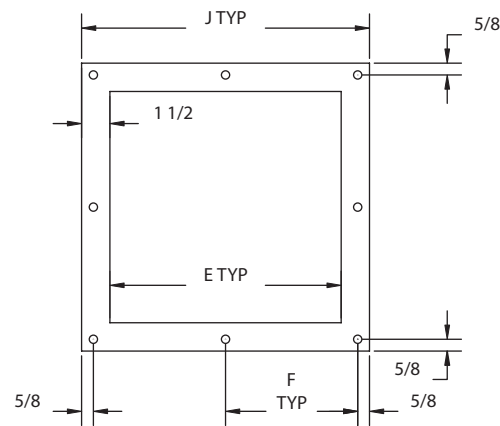
937-492-4154  
Fax: 937-492-0919  
800-482-3535 Nationwide

DIMENSIONAL INFORMATION "SIDEWALL RETURN" DRAG CONVEYOR

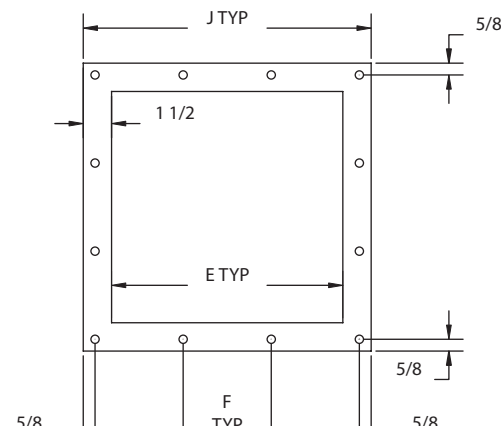
INLET FLANGES



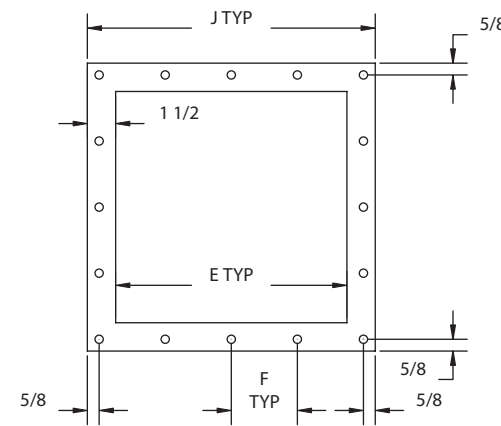
9", 12", & 14" LOW PROFILE INLET



16", 18", & 20" LOW PROFILE INLET



24" LOW PROFILE INLET



CONVEYOR SIZE	A	B	C	D	E	F	G	H	J
9"	17 <sup>1</sup> / <sub>4</sub>	11 <sup>1</sup> / <sub>4</sub>	6 <sup>1</sup> / <sub>2</sub>	6 <sup>5</sup> / <sub>16</sub>	9 <sup>1</sup> / <sub>4</sub>	5 <sup>1</sup> / <sub>2</sub>	20 <sup>1</sup> / <sub>4</sub>	14 <sup>1</sup> / <sub>4</sub>	12 <sup>1</sup> / <sub>4</sub>
12"	21 <sup>1</sup> / <sub>4</sub>	14 <sup>1</sup> / <sub>4</sub>	8	7 <sup>11</sup> / <sub>16</sub>	12 <sup>1</sup> / <sub>4</sub>	7	24 <sup>1</sup> / <sub>4</sub>	17 <sup>1</sup> / <sub>4</sub>	15 <sup>1</sup> / <sub>4</sub>
14"	25 <sup>1</sup> / <sub>4</sub>	16 <sup>1</sup> / <sub>4</sub>	6	6 <sup>3</sup> / <sub>4</sub>	14 <sup>1</sup> / <sub>4</sub>	8	28 <sup>1</sup> / <sub>4</sub>	19 <sup>1</sup> / <sub>4</sub>	17 <sup>1</sup> / <sub>4</sub>
16"	28 <sup>1</sup> / <sub>4</sub>	18 <sup>1</sup> / <sub>4</sub>	6 <sup>11</sup> / <sub>16</sub>	7 <sup>1</sup> / <sub>2</sub>	16 <sup>1</sup> / <sub>4</sub>	6	31 <sup>1</sup> / <sub>4</sub>	21 <sup>1</sup> / <sub>4</sub>	19 <sup>1</sup> / <sub>4</sub>
18"	32 <sup>1</sup> / <sub>4</sub>	21 <sup>1</sup> / <sub>4</sub>	7 <sup>11</sup> / <sub>16</sub>	8 <sup>1</sup> / <sub>2</sub>	18 <sup>1</sup> / <sub>4</sub>	6 <sup>11</sup> / <sub>16</sub>	35 <sup>1</sup> / <sub>4</sub>	24 <sup>1</sup> / <sub>4</sub>	21 <sup>1</sup> / <sub>4</sub>
20"	35 <sup>1</sup> / <sub>4</sub>	23 <sup>1</sup> / <sub>4</sub>	6 <sup>1</sup> / <sub>4</sub>	7 <sup>3</sup> / <sub>8</sub>	20 <sup>1</sup> / <sub>4</sub>	7 <sup>5</sup> / <sub>16</sub>	38 <sup>1</sup> / <sub>4</sub>	26 <sup>1</sup> / <sub>4</sub>	23 <sup>1</sup> / <sub>4</sub>
24"	41 <sup>1</sup> / <sub>4</sub>	27 <sup>1</sup> / <sub>4</sub>	7 <sup>1</sup> / <sub>4</sub>	7 <sup>3</sup> / <sub>16</sub>	24 <sup>1</sup> / <sub>4</sub>	6 <sup>1</sup> / <sub>2</sub>	44 <sup>1</sup> / <sub>4</sub>	30 <sup>1</sup> / <sub>4</sub>	27 <sup>1</sup> / <sub>4</sub>

ALL FLANGES ARE 7 GAUGE MATERIAL  
MOUNTING HOLES ARE FOR BOLTS <sup>3</sup>/<sub>8</sub>